















## 103 100m Individual Medley Women Multi-Class Final

Official

Rank	Competitor	Age	Club	RT	PTS	Result
1	 Emily Mullany	SM19 15	 Dannevirke Swimming Club	0.70	1140	1:24.36 Entry: 1:24.28 <span>+0.08</span>
	25m: 16.84 50m: 37.67 (20.83) 75m: 1:03.48 (25.81) 100m: 1:24.36 (20.88)					
2	 Charlotte Rozen	SM18 29	 Wharenui Swim Club		649	1:59.71 Entry: 1:58.94 <span>+0.77</span>
	25m: 27.98 50m: 58.38 (30.40) 75m: 1:33.86 (35.48) 100m: 1:59.71 (25.85)					
3	 Lili-Fox Mason	SM10 20	 Wharenui Swim Club	0.24	546	1:19.50 Entry: 1:20.20 <span>-0.70</span>
	25m: 15.82 50m: 36.49 (20.67) 75m: 1:00.57 (24.08) 100m: 1:19.50 (18.93)					
4	 Summer Vincent (V)	SM14 16	 Woogaroo Queensland	0.91	506	1:29.59 Entry: 1:32.96 <span>-3.37</span>
	25m: 17.64 50m: 40.05 (22.41) 75m: 1:08.29 (28.24) 100m: 1:29.59 (21.30)					
5	 Charlotte Murphy	SM6 17	 Aquagym Swimming Club	0.68	378	2:00.32 Entry: 1:59.71 <span>+0.61</span>
	25m: 25.68 50m: 55.22 (29.54) 75m: 1:32.07 (36.85) 100m: 2:00.32 (28.25)					
6	 Londyn Dillinger	SM10 13	 Murihiku Swimming Club	0.87	368	1:30.66 Entry: 1:29.07 <span>+1.59</span>
	25m: 18.40 50m: 39.65 (21.25) 75m: 1:09.51 (29.86) 100m: 1:30.66 (21.15)					
7	 McKenzie Drage	SM8 20	 Aquagym Swimming Club		279	1:50.47 Entry: 1:52.72 <span>-2.25</span>
	25m: 25.84 50m: 55.80 (29.96) 75m: 1:27.20 (31.40) 100m: 1:50.47 (23.27)					